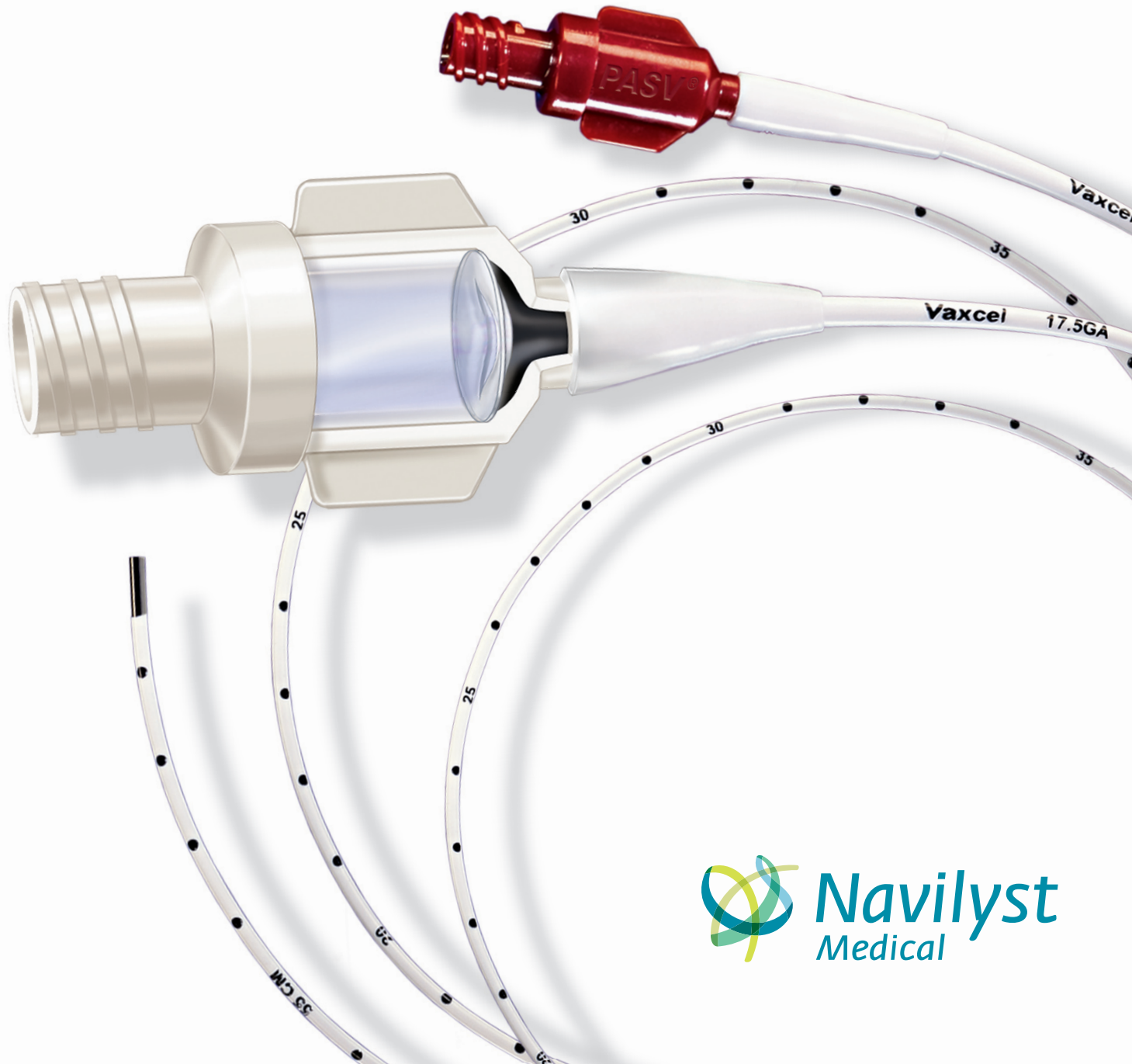


PASV[®] Valve Technology in Vaxcel[®] PICCs

Results in Confidence



 **Navilyst**
Medical

Demonstrated Reductions in Occlusion and Infection Rates

Confidence in Technology

PASV® Valve Technology consists of a direction-specific valve within the hub that is designed to resist backflow and maintain patency between uses.

Confidence in Performance

The innovative design and advanced material of PICCs with PASV Valve Technology offer the versatility and capability necessary to provide enhanced PICC placement and care.

Confidence in Results

PICCs with PASV Valve Technology have demonstrated significant reductions in rates of occlusions and infections.¹

Confidence in Choice

With the addition of our 3 F catheter with PASV Valve Technology, you now have the ability to treat a wider range of patients with confidence.



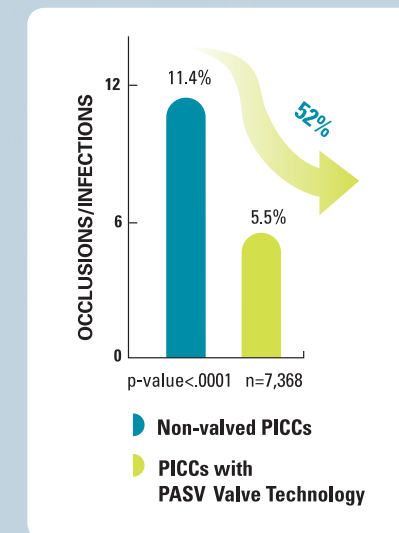
Ease of Placement

- Variety of kit configurations
- Exact-Length™ Measurement System
- Trimmable catheter tip
- Enhanced radiopacity
- Reverse tapered extrusion

Simplified Care and Maintenance

- Minimum weekly saline flush recommended²
- Use of saline limits the complications associated with heparin use²
- Alcohol-resistant material
- Clampless extension legs

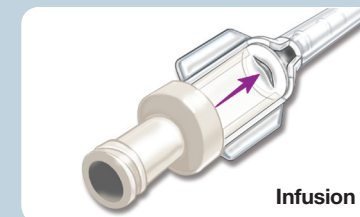
Designed to Reduce Catheter-related Complications



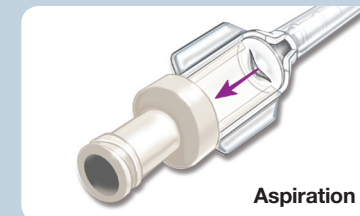
Occlusion rate reduced by 78% (p-value < .0001).
Infection rate reduced by 24% (p-value = .009).

PASV Valve Technology is Designed to Automatically:

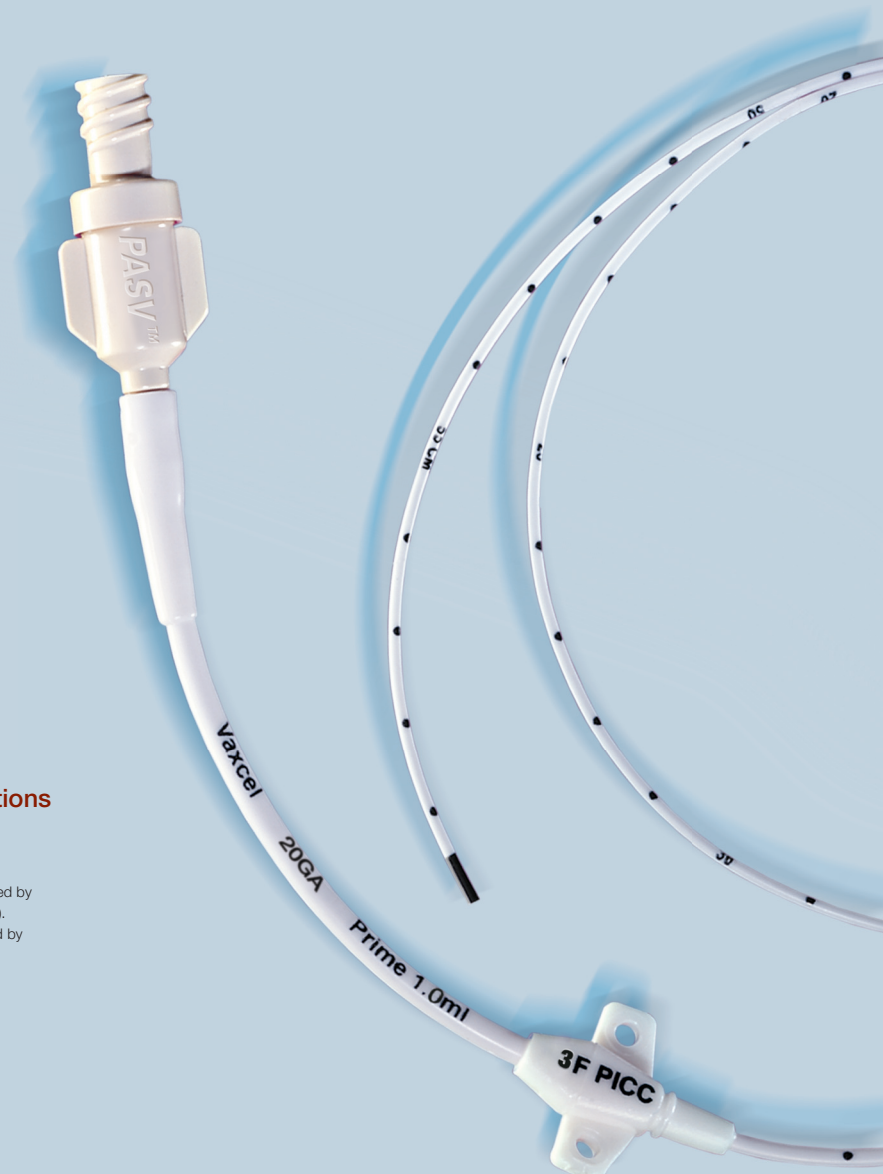
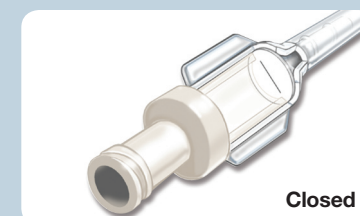
Close after infusion



Open for sampling



Remain closed during normal increases in central venous pressure



A New Direction in Confidence—
PASV Valve Technology in PICCs.

1. Burns D. The Vanderbilt PICC Service: Program, Procedural and Patient Outcomes Successes. *J Assoc Vasc Access*. Winter 2005;10(4).
2. Follow institutional policies and procedures for catheter flushing.

PASV[®] Valve Technology in Vaxcel[®] PICCs

Ordering Information

Catheter Kits

UPN	Order Number	Lumens	Outer Diameter (F)	Reverse Taper Diameter (F)	Inner Diameter (G)
H965454350	45-435	Single	3	4	20
M001454550	45-455	Single	4	6	17
M001454600	45-460	Single	5	6	15.5
M001454700	45-470	Dual	5	7	17.5/17.5
M001454750	45-475	Dual	6	7	16.5/16.5

Kit Includes: Catheter; Tape Measure; Stiffening Wire Guide; Flush Assembly; Hydrophilic-Coated Stiffening Wire; End Cap(s); Attachable Suture Wing; and StatLock[®] Catheter Stabilization Device.

Intermediate Peelable Safety Introducer Kits

M001455910	45-591	Single	4	6	17
M001455920	45-592	Single	5	6	15.5
M001455960	45-596	Dual	5	7	17.5/17.5

Kit Includes: Catheter; Hydrophilic-Coated Stiffening Wire; Stiffening Wire Guide/Flush Assembly; Face Mask; Two Tourniquets; Two 92 cm Tape Measures; Scissors; 24" x 36" Absorbent Poly-Lined Patient Drape; 24" x 38" Absorbent Poly-Lined Fenestrated Drape; 3 mL Chloraprep[®] Applicator, 1 mL Luer Slip Syringe; 25 G x 5/8" Safety Hypodermic Needle; Peelable Sheath Safety Introducer Needle; Non-Serrated Forceps; Five 2" x 2" Gauze Pads; Five 4" x 4" Gauze Pads; 10 mL Luer Lock Syringe(s); Saline Ampule(s); Safety Ampule Cracker(s); 5-micron Filter Straw; Saline Label(s); End Cap(s); Skin Protectant Swabstick; StatLock Catheter Stabilization Device; Tegaderm[®] Transparent Dressing; and CSR Wrap.

Intermediate Safety MST* Kits with 45 cm Wire

H965454370	45-437	Single	3	4	20
M001455940	45-594	Single	4	6	17
M001455950	45-595	Single	5	6	15.5
M001455980	45-598	Dual	5	7	17.5/17.5
M001455990	45-599	Dual	6	7	16.5/16.5

Kit Includes: Catheter; Hydrophilic-Coated Stiffening Wire; Stiffening Wire Guide/Flush Assembly; Face Mask; Two Tourniquets; Two 92 cm Tape Measures; Scissors; 24" x 36" Absorbent Poly-Lined Patient Drape; 24" x 38" Absorbent Poly-Lined Fenestrated Drape; 3 mL Chloraprep Applicator, 1 mL Luer Slip Syringe; 25 G x 5/8" Safety Hypodermic Needle; 21 G x 2.75" Safety Introducer Needle with Echogenic Tip; 45 cm Guidewire with Double Floppy Tip; Safety Scalpel; 5 cm Peelable Sheath/Dilator; Non-Serrated Forceps; Five 2" x 2" Gauze Pads; Five 4" x 4" Gauze Pads; 10 mL Luer Lock Syringe(s); Saline Ampule(s); Safety Ampule Cracker(s); 5-micron Filter Straw; Saline Label(s); End Cap(s); Skin Protectant Swabstick; StatLock Catheter Stabilization Device; Tegaderm Transparent Dressing; and CSR Wrap.

Safety MST* Kits with 60 cm Wire

H965454360	45-436	Single	3	4	20
M001454590	45-459	Single	4	6	17
M001454640	45-464	Single	5	6	15.5
M001454740	45-474	Dual	5	7	17.5/17.5
M001454790	45-479	Dual	6	7	16.5/16.5

Safety IR Kits with 145 cm Wire

M001454580	45-458	Single	4	6	17
M001454630	45-463	Single	5	6	15.5
M001454730	45-473	Dual	5	7	17.5/17.5
M001454780	45-478	Dual	6	7	16.5/16.5

Kit Includes: Catheter; Tape Measure; Flush Assembly; Guidewire; Stiffening Wire; Safety Introducer Needle; Standard Introducer Needle; Safety Scalpel; Peelable Sheath/Dilator; 10 mL Syringe(s); End Cap(s); and StatLock Catheter Stabilization Device.

*Modified Seldinger Technique.

StatLock is a registered trademark of C.R. Bard.
Chloraprep is a registered trademark of Enturia, Inc.
Tegaderm is a registered trademark of 3M company.

VAXCEL PICCS WITH PASV VALVE TECHNOLOGY

INTENDED USE/INDICATIONS FOR USE: The Vaxcel PICC with PASV Valve Technology is indicated for use in establishing peripheral access to the central venous system for administration of fluids including, but not limited to, hydration agents, antibiotics, chemotherapy, analgesics, nutritional therapy and blood products. It is also indicated for blood specimen withdrawal. This product is intended for central venous access in adults, children and infants who require intravenous (IV) therapy.

CONTRAINDICATIONS: Venous thrombosis in all or any portion of the vein where the catheter is expected to reside; conditions that impede venous return from the extremity such as paralysis or lymphedema after mastectomy; orthopedic or neurological conditions affecting the extremity; anticipation or presence of dialysis grafts or other intraluminal devices such as pacemakers; hypercoagulopathy unless considerations are made to place the patient on anticoagulation therapy; inadequate antecubital veins; pre-existing skin surface or subsurface infection at or near the proposed catheter insertion site; anatomical distortions from surgery, injury or trauma; anatomical irregularities (structural or vascular) which may compromise catheter insertion or catheter care procedures.

PRECAUTIONS: Prior to dressing the catheter and access site, inspect both to assure that they are completely dry of isopropyl alcohol or acetone-based cleansing agents. Do not fully insert catheter up to suture wing to avoid pooling of agents. Acetone and polyethylene-glycol containing ointments should not be used with polyurethane catheters, as these may cause failure of the catheter. Do not use smaller than 10mL syringe. Use of smaller syringes may cause catheter rupture. Do not exceed 40 psi/276kPa (207cmHg) on infusion pumps when administering fluids. Do not use a needle longer than 1.9cm, as it may cause damage to the valve. Apply a sterile end cap on the catheter hub to prevent contamination when not in use.

Refer to package insert provided with the products for complete Instructions for Use, Contraindications, Potential Complications, Warnings and Precautions prior to using these products.

CAUTION: Federal Law (USA) restricts this device to sale by or on the order of a physician.

Ask about our
Convenience Kit
Program.

Technical Support

for this product and other
Navilyst Medical Vascular
Access Products is available
24 hours a day by calling:

**Vascular Access
Products Reference
Line
800.513.6876**



Navilyst Medical, Inc.
26 Forest Street
Marlborough, MA 01752
www.navilystmedical.com

For more information, call
800.833.9973

© 2008 Navilyst Medical, Inc., or its affiliates.
All rights reserved.

eNAVB110 / 11/08